



BENCHES



BBP 60" • DARK GREEN • OAK SLATS

RENAISSANCE

DESCRIPTION

Standard 48"
 Plantation 60"
 Long Fellow 80"
 Chair 23"

MODEL NO.

RBS 48"
 RBP 60"
 RBLF 80"
 RGC 23"

WEIGHT

60 lbs.
 80 lbs.
 90 lbs.
 50 lbs.



VBP 60" • BLACK • TAN ALUM SLATS

VICTORIAN

DESCRIPTION

Standard 48"
 Plantation 60"
 Long Fellow 80"
 Chair 23"

MODEL NO.

VBS 48"
 VBP 60"
 VBLF 80"
 VGC 23"

WEIGHT

55 lbs.
 70 lbs.
 80 lbs.
 45 lbs.



WBS 48" • EVERGREEN • REDWOOD RP SLATS

WOODLAND

DESCRIPTION

Standard 48"
 Plantation 60"
 Long Fellow 80"
 Chair 23"

MODEL NO.

WBS 48"
 WBP 60"
 WBLF 80"
 WGC 23"

WEIGHT

60 lbs.
 80 lbs.
 90 lbs.
 50 lbs.



CBS 48" • STEEL GRAY • OAK SLATS

CAPITOL

DESCRIPTION

Standard 48"
 Plantation 60"
 Long Fellow 80"

MODEL NO.

CBS 48"
 CBP 60"
 CBLF 80"

WEIGHT

50 lbs.
 65 lbs.
 85 lbs.

SLAT CHOICES: WHITE OAK • ALUMINUM • FIBERGLASS • RECYCLED PLASTIC



PBSC 5' • REDWOOD • SURFACE MOUNT

PALISADE (Single Contour)

DESCRIPTION

Single Contour 4'
 Single Contour 5'
 Single Contour 6'
 Single Contour 8'

MODEL NO.

PBSC 4'
 PBSC 5'
 PBSC 6'
 PBSC 8'

WEIGHT

118 lbs.
 128 lbs.
 138 lbs.
 186 lbs.

PALISADE / BOULEVARD
 BENCHES ARE AVAILABLE
 WITH **OAK** OR **REDWOOD**
 SLATS.

SPECIFY BASE TYPE:

- SURFACE MOUNT (**SM**)
- IN GROUND MOUNT (**IG**)
- FREE STANDING (**FS**)



BB 4' • OAK • FREE STANDING

BOULEVARD

DESCRIPTION


Boulevard 4'
 Boulevard 5'
 Boulevard 6'
 Boulevard 8'

MODEL NO.

BB 4'
 BB 5'
 BB 6'
 BB 8'

WEIGHT

74 lbs.
 78 lbs.
 82 lbs.
 100 lbs.



ARMRESTS ARE
 AVAILABLE ON
PALISADE
 BENCH

BENCHES



MB 8' • SURFACE MOUNT

METRO

DESCRIPTION

Metro 4'
Metro 5'
Metro 6'
Metro 8'

MODEL NO.

MB 4'
MB 5'
MB 6'
MB 8'

WEIGHT

147 lbs.
174 lbs.
200 lbs.
274 lbs.

SPECIFY BASE TYPE: SURFACE MOUNT (SM) • IN GROUND MOUNT (IM) • FREE STANDING (FS)



DB 4' • SURFACE MOUNT

DECO

DESCRIPTION

Deco 4'
Deco 5'
Deco 6'
Deco 8'

MODEL NO.

DB 4'
DB 5'
DB 6'
DB 8'

WEIGHT

78 lbs.
91 lbs.
104 lbs.
143 lbs.

SPECIFY BASE TYPE: SURFACE MOUNT (SM) • IN GROUND MOUNT (IM) • FREE STANDING (FS)



IVSBS 48" • DARK GREEN • CEDAR RP SLATS

IRON VALLEY SLATTED

DESCRIPTION

Standard 48"
Plantation 60"
Classic 72"
Long Fellow 96"

MODEL NO.

IVSBS 48"
IVSBP 60"
IVSBC 72"
IVSBLF 96"

WEIGHT

110 lbs.
130 lbs.
150 lbs.
200 lbs.

SLAT CHOICES: WHITE OAK • ALUMINUM • FIBERGLASS • RECYCLED PLASTIC



IVBC 72" • EVERGREEN

IRON VALLEY

DESCRIPTION

Standard 48"
Plantation 60"
Classic 72"
Long Fellow 96"

MODEL NO.

IVBS 48"
IVBP 60"
IVBC 72"
IVBLF 96"

WEIGHT

170 lbs.
190 lbs.
210 lbs.
260 lbs.



IVBBC 72" • BRONZE

IRON VALLEY BACKLESS

DESCRIPTION

Standard 48"
Plantation 60"
Classic 72"
Long Fellow 96"
Chair 24"
Chair 36"

MODEL NO.

IVBBS 48"
IVBBP 60"
IVBBC 72"
IVBBLF 96"
IVBCH 24"
IVBCH 36"

WEIGHT

115 lbs.
140 lbs.
165 lbs.
215 lbs.
71 lbs.
102 lbs.



IVCH 24" • BLACK

IRON VALLEY CHAIR

DESCRIPTION

Chair 24"
Chair 36"

MODEL NO.

IVCH 24"
IVCH 36"

WEIGHT

87 lbs.
125 lbs.

**BRONZE CAST
PLAQUE :** up to
54 characters



All **IRON VALLEY BENCHES** are available with or without a center armrest.

SPEC SHEETS ARE AVAILABLE ON REQUEST

EMAIL: sales@kingsrivercasting.com • **WEBSITE:** www.kingsrivercasting.com

BENCHES



RBBP 60" • DARK GREEN • REDWOOD RP SLATS

RENAISSANCE BACKLESS

DESCRIPTION	MODEL NO.	WEIGHT
Standard 48"	RBBS 48"	33 lbs.
Plantation 60"	RBBP 60"	45 lbs.
Long Fellow 80"	RBBLF 80"	54 lbs.
Chair 23"	RGBC 23"	21 lbs.



VBBP 60" • BLACK • OAK SLATS

VICTORIAN BACKLESS

DESCRIPTION	MODEL NO.	WEIGHT
Standard 48"	VBBS 48"	27 lbs.
Plantation 60"	VBBP 60"	40 lbs.
Long Fellow 80"	VBBLF 80"	49 lbs.
Chair 23"	VGBC 23"	18 lbs.



WBBP 60" • BRONZE • TAN ALUM SLATS

WOODLAND BACKLESS

DESCRIPTION	MODEL NO.	WEIGHT
Standard 48"	WBBS 48"	33 lbs.
Plantation 60"	WBBP 60"	45 lbs.
Long Fellow 80"	WBBLF 80"	54 lbs.
Chair 23"	WGBC 23"	21 lbs.



IVSBBP 60" • RED • CEDAR RP SLATS

IRON VALLEY SLATTED BACKLESS

DESCRIPTION	MODEL NO.	WEIGHT
Standard 48"	IVSBBS 48"	72 lbs.
Plantation 60"	IVSBBP 60"	80 lbs.
Classic 72"	IVSBBC72"	88 lbs.
Long Fellow 96"	IVSBBLF 96"	95 lbs.
Chair 23"	IVSBCH 23"	65 lbs.

SLAT CHOICES: WHITE OAK • ALUMINUM • FIBERGLASS • RECYCLED PLASTIC

TRASH RECEPTACLES



IVTR • DARK GREEN

IRON VALLEY TRASH RECEPTACLE

DESCRIPTION	MODEL NO.	WEIGHT
Iron Valley Trash Receptacle Liner included, 45 gallon 2 ¼" space between slats	IVTR	145 lbs.

RECEPTACLE ACCESSORIES



MODEL NO. RT
RAIN TOP • BLACK



IVTRE • BLACK

IRON VALLEY TRASH RECEPTACLE EXCLUSIVE

DESCRIPTION	MODEL NO.	WEIGHT
Iron Valley Trash Receptacle Exclusive Liner included, 45 gallon ¾" space between slats	IVTRE	210 lbs.



MODEL NO. CS
CIGARETTE SNUFFER • EVERGREEN



IVAU • BLACK

IRON VALLEY ASH URN

DESCRIPTION	MODEL NO.	WEIGHT
Iron Valley Ash Urn Liner included, 25" Tall	IVAU	40 lbs.



IVP • BROWN

IRON VALLEY PLANTER

DESCRIPTION	MODEL NO.	WEIGHT
Iron Valley Planter Liner included	IVP	100 lbs.



MODEL NO. DT
DOME TOP • BLACK



TTR • FT • CEDAR RP

TOWNSHIP TRASH RECEPTACLE

DESCRIPTION	MODEL NO.	WEIGHT
Township Trash Receptacle - Oak	TTR -OAK	90 lbs.
Township Trash Receptacle - Recycled Plastic	TTR -RP	100 lbs.
Township Trash Receptacle - Aluminum	TTR -A	100 lbs.
Township Trash Receptacle - Fiberglass	TTR -FG	100 lbs.

SPEC SHEETS ARE AVAILABLE ON REQUEST

EMAIL: sales@kingsrivercasting.com • WEBSITE: www.kingsrivercasting.com



IVPT 6' DARK GREEN • SURFACE MOUNT

IRON VALLEY PICNIC TABLE

DESCRIPTION	MODEL NO.	WEIGHT
Iron Valley Picnic Table 6'	IVPT 6'	660 lbs.
Iron Valley Picnic Table 8'	IVPT 8'	830 lbs.

Table includes 2 matching backless benches

SPECIFY: SURFACE MOUNT (SM) OR IN GROUND MOUNT (IG) FOR TABLE



IVRT BROWN • SURFACE MOUNT

IRON VALLEY ROUND TABLE

DESCRIPTION	MODEL NO.	WEIGHT
Iron Valley Round Table with SLATTED Top	IVRT	320 lbs.

IRON VALLEY LUNCH TABLE

DESCRIPTION	MODEL NO.	WEIGHT
Iron Valley Lunch Table 36"	IVLT 36"	165 lbs.
Iron Valley Lunch Table 48"	IVLT 48"	215 lbs.

Table does **NOT** include chairs See **PAGE 2**
SPECIFY: SURFACE MOUNT (SM) OR IN GROUND MOUNT (IG) FOR TABLE



IVLT 36" BLUE • (2) IVBCH 24" • (1) IVCH 24" • SURFACE MOUNT

IRON VALLEY ROUND TABLE 2

DESCRIPTION	MODEL NO.	WEIGHT
Iron Valley Round Table with IVRT2		320 lbs.

SOLID Top



IVRT2 BRONZE • SURFACE MOUNT

TABLES



RECYCLED PLASTIC PICNIC TABLE

DESCRIPTION

Recycled Plastic Picnic Table 45"

MODEL NO.

RPPT 45"

WEIGHT

335 lbs.



RPPT 45" • BLUE FRAME • GRAY RECYCLED PLASTIC



RPPT 45" • BLACK FRAME • GRAY RECYCLED PLASTIC

RECYCLED PLASTIC PICNIC TABLE

DESCRIPTION

Recycled Plastic Picnic Table 96"

MODEL NO.

RPPT 96"

WEIGHT

410lbs.



RPPT 96" • BLACK FRAME • GRAY RECYCLED PLASTIC



RPPT 96" • BRONZE FRAME • BROWN RECYCLED PLASTIC ADA

SPEC SHEETS ARE AVAILABLE ON REQUEST

KINGS RIVER CASTING • 1350 NORTH AVENUE • SANGER, CA 93657

PHONE: (559) 875-8250 • FAX: (559) 875-1491 • TOLL FREE: 1-888-545-5157

EMAIL: sales@kingsrivercasting.com • WEBSITE: www.kingsrivercasting.com

BUS SHELTERS



DTBS • BRONZE • shown with IVBC 72" • BRONZE (bench sold separately)

DOME TOP BUS SHELTER

DESCRIPTION	Dome Top Bus Shelter
MODEL NO.	DTBS
WIDTH	5'
LENGTH	10'
HEIGHT	8'

TOWNSHIP BUS SHELTER

DESCRIPTION	Township Bus Shelter
MODEL NO.	TBS
WIDTH	7'
HEIGHT	115"



TBS • BROWN



DTBS-BENCH • RAW

DOME TOP BUS SHELTER with BENCH

DESCRIPTION	Dome Top Bus Shelter with Bench
MODEL NO.	DTBS-Bench
WIDTH	5'
LENGTH	10'
HEIGHT	8'

TOWNSHIP EXCLUSIVE BUS SHELTER

DESCRIPTION	Township Exclusive Bus Shelter
MODEL NO.	TEBS
WIDTH	7'
HEIGHT	126"




TEBS • BRONZE


LIGHT POLES




ROUND (15" Tall)



ACORN (20" Tall)



LAMPSHADE (10 1/2" Tall)



LANTERN (19" Tall)



ENERGY EFFICIENT LIGHTING:

The selection of the light source should be based upon its efficiency, maintenance, and cost of the desired appearance of the environment.

Incandescent Lamps: Low efficiency, short life lamps that produce a warm white color which is excellent for people and fair for landscapes.

Mercury Vapor Lamps: High efficiency, long life lamps that produce a blue-white color which is good for people and landscapes.

Metal Halide Lamps: Very high efficiency, medium life lamps that are good for people and landscapes.

High Pressure Sodium Lamps: Very high efficiency, long life lamps that produce a yellow-white color which is poor for people and landscapes, but good for security and safety lighting applications.

MATERIALS

Base: Constructed of durable, corrosion resistant, heavy wall cast aluminum.

Pole shaft: Seamless extruded aluminum.

Luminaries: Cast aluminum utilizing polycarbonate, or acrylic globes and lens material.

Fasteners: Tamper resistant stainless steel bolt with nutserts.

Installation: Posts are base-mounted with four L- type anchor bolts concealed inside the base. The door follows the contour of the base. Posts are also available with a direct burial base for mounting without a concrete footing. A template will be provided.

SHIPPING:

*Post ship KD

*Designed for fast on-site assembly

*Will ship by the piece, UPS

ADDITIONAL SITE PICTURE AND TECHNICAL DRAWINGS AVAILABLE. CONSULT FACTORY FOR ORDERING INFORMATION AND PRICE LIST.

UL LISTED COMPONENTS

ALL PARTS ARE MADE IN USA

STREET SIGNS

BOLLARDS



KRC S/S SIGN • DARK GREEN

KINGS RIVER CASTING STREET / STOP SIGN

MODEL NO. KRC S/S Sign

WEIGHT 70 lbs.

*Other Configurations available upon request.



STANDARD BOLLARD

LIGHTED BOLLARD



EB • BLACK

MODEL NO. EB
WEIGHT 20 lbs.
HEIGHT 38"



EBL • BLACK

MODEL NO. EBL
WEIGHT 21 lbs.
HEIGHT 38"

SPEC SHEETS ARE AVAILABLE ON REQUEST

EMAIL: sales@kingsrivercasting.com • **WEBSITE:** www.kingsrivercasting.com

BIKE RACKS

BIKE RACK HORSESHOE

DESCRIPTION	MODEL NO.	HEIGHT	WEIGHT
Bike Rack Horseshoe 2 3/8" OD Pipe	BRH	32"	35 lbs.



BIKE RACK HORSESHOE • DARK GREEN



BIKE RACK BOLLARD • BRONZE

BIKE RACK BOLLARD

DESCRIPTION	MODEL	HEIGHT	WEIGHT
Bike Rack Bollard 4 1/2" OD Pipe	BRB	36"	40 lbs.

BAR STOOLS



PLOW SEAT STOOLS

DESCRIPTION	MODEL NO.	WEIGHT
Plow Seat Stool	PSS 18"	25 lbs.
Plow Seat Stool	PSS 24"	26 lbs.
Plow Seat Stool	PSS 30"	27 lbs.



PSS 30" • COPPER PLATED



BRASS PLATED



NICKLE PLATED



COPPER PLATED



BRONZE COATED

SPEC SHEETS ARE AVAILABLE ON REQUEST


KINGS RIVER CASTING • 1350 NORTH AVENUE • SANGER, CA 93657

PHONE: (559) 875-8250 • FAX: (559) 875-1491 • TOLL FREE: 1-888-545-5157

Kings River Casting, Inc. has earned the reputation of manufacturing the highest quality site furnishings and streetscape products by using top quality raw materials and cutting edge equipment.

Since 1978, Kings River Casting, Inc. has continued to expand its product line to fit all of the needs of a growing and changing market. Continuous investment in our production facility, equipment, and personnel allows us to remain at the forefront of product design, development and production.


Kings River Casting, Inc. began 35 years ago as a family owned and operated business, and still remains that way today. We take great pride not only in our quality and innovative design, but also our customer service. It is our goal to provide the service, quality, and lead times that will make you look forward to doing business with us again.



LEFT TO RIGHT:

**GREY RECYCLED PLASTIC • OAK (2" x 1½") • REDWOOD (2" x 1½") • WHITE OAK
BLACK ALUMINUM • CEDAR RECYCLED PLASTIC • REDWOOD RECYCLED PLASTIC • FIBERGLASS**

STOCKING POWDER COATED COLORS



***Other Colors Available – Contact factory for details**

***For new products reference our web page at: www.kingsrivercasting.com**

**KINGS RIVER CASTING, INC. • 1350 NORTH AVENUE • SANGER, CA 93657
PHONE (559) 875-8250 • TOLL FREE 1-888-545-5157 • FAX (559) 875-1491
EMAIL: sales@kingsrivercasting.com**

