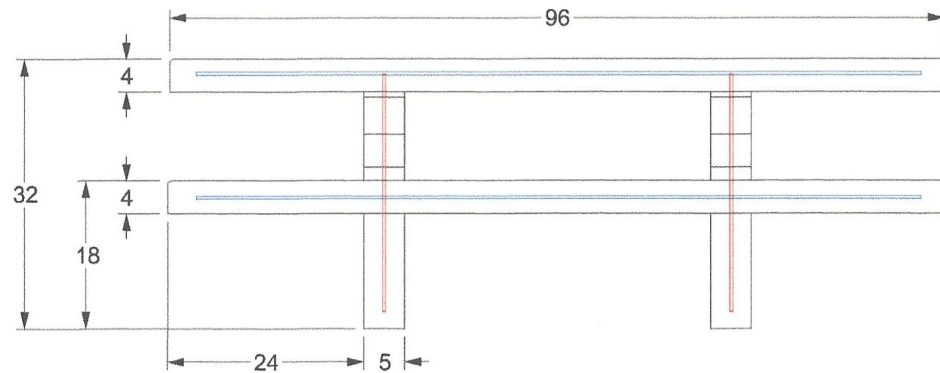
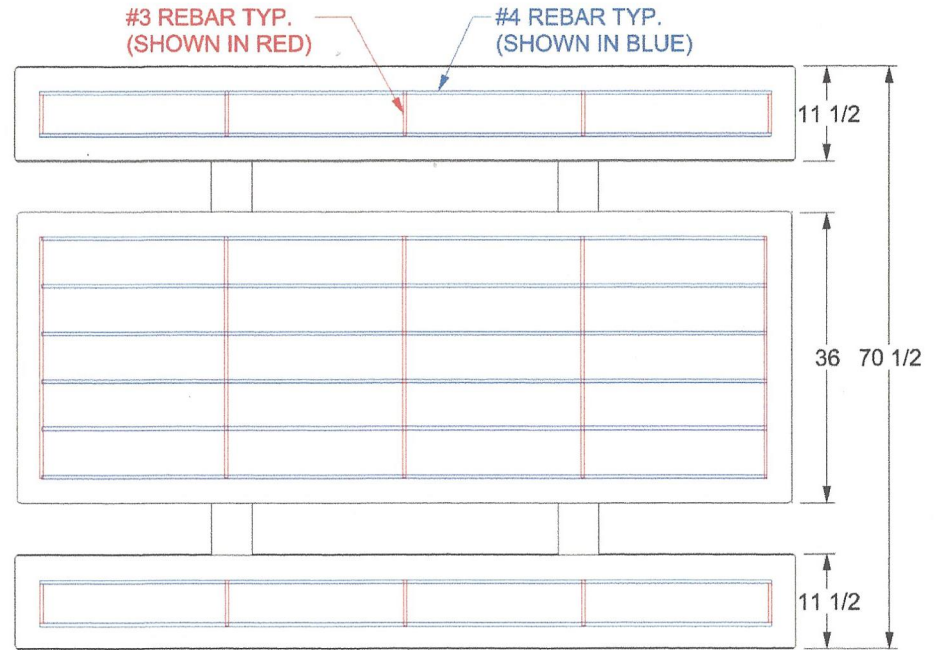
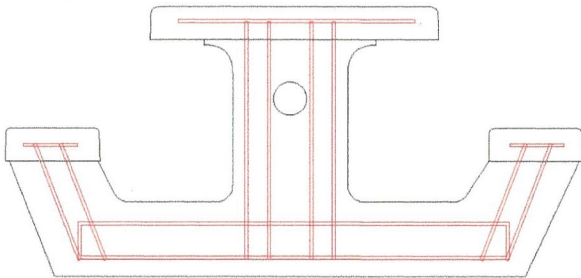



CONCRETE PICNIC TABLE - 8'



SCALE: 1/2" = 1'-0"



DESCRIPTION:
CONCRETE PICNIC TABLE 8'

ADDRESS:
1350 NORTH AVE.
SANGER, CALIFORNIA 93657
PHONE: (559) 875-4250
FAX: (559) 875-1491

THE INFORMATION CONTAINED IN THIS DRAWING
IS THE SOLE PROPERTY OF KINGS RIVER CASTING.
ANY REPRODUCTION IN PART OR WHOLE WITHOUT THE
WRITTEN PERMISSION OF KINGS RIVER CASTING IS PROHIBITED.

WEIGHT: 2700 lbs. SCALE: 1/2" = 1'-0"

MODEL NUMBER: **CPT-8** SIZE **B**